

# MDO4000B Series vs. Agilent N9322C Spectrum Analyzer

## Competitive Fact Sheet



### Mixed Domain Oscilloscope

- 4 analog channels
- 16 digital channels
- Integrated spectrum analyzer
- ← ▪ Dedicated front panel controls
- ← ▪ Dedicated N connector

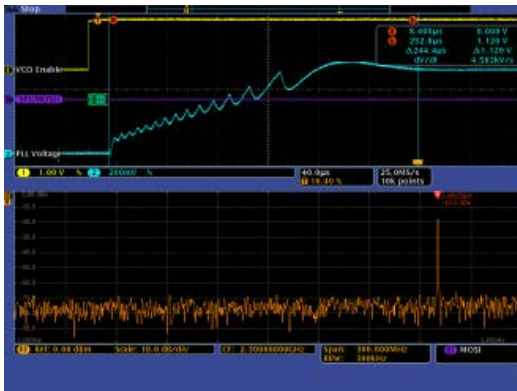
Specifications		Tektronix MDO4000B-3		Agilent N9322C
Frequency Range	✗	9 kHz - 3 GHz	✓	9 kHz - 7 GHz
Capture / Analysis Bandwidth	✓	3 GHz	✗	1 MHz
Phase Noise at 1 GHz CF 10 kHz offset 100 kHz offset	✓	-108 dBc/Hz, -111 dBc/Hz (typical) -110 dBc/Hz, -113 dBc/Hz (typical)	✗	N/A, -90 dBc/Hz (typical) -98 dBc/Hz, -100 dBc/Hz (typical)
Displayed Average Noise Level (DANL) at 1 GHz	✓	-147 dBm/Hz, -149 dBm/Hz (typical)	✗	-141 dBm/Hz, -145 dBm/Hz (typical)
2nd Harmonic Distortion at 1 GHz	✗	-60 dBc, -65 dBc (typical)	✓	-65 dBc
3rd Order Intermodulation Distortion at 1 GHz	✗	-62dBc, -65 dBc (typical)	✓	-62 dBc, -70 dBc (typical)
Other Input Related Spurious Response	✗	-60 dBc, -65 dBc (typical) w/ exceptions to -55 dBc, -60 dBc (typical)	✓	-75 dBc w/ exceptions to -65 dBc
Residual Response	✗	-85 dBm w/ exceptions at -78 dBm	✓	-90 dBm (-98 dBm typical)
Display Size and Resolution	✓	10.4" XGA	✗	6.5" VGA
Dimensions (HxWxD in inches)	✓	9.0 x 17.3 x 5.8	✗	5.2 x 12.6 x 15.7
Weight	✓	11 lbs.	✗	17.4 lbs.
Warranty	✓	3 years	✗	1 year

# MDO4000B Series vs. Agilent N9322C Spectrum Analyzer

## Competitive Fact Sheet

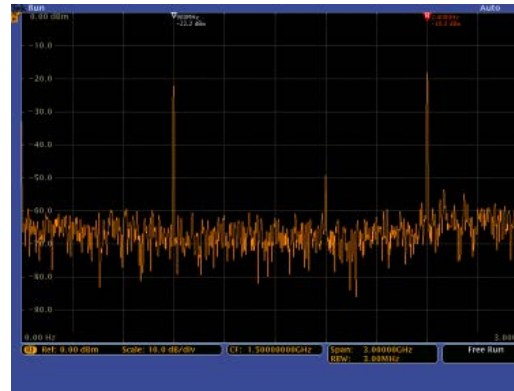
### MDO4000B Capabilities not Available on Agilent N9322C

- 4 analog channels
- 16 digital channels
- Serial / Parallel bus decode
- Capture bandwidth wide enough for modern RF signals
- Time correlated views of analog, digital, serial / parallel buses and RF signals for complete system visibility. RF signals include:
  - Spectrum shown in Frequency Domain
  - Amplitude, Frequency, and Phase vs. Time traces shown in Time Domain



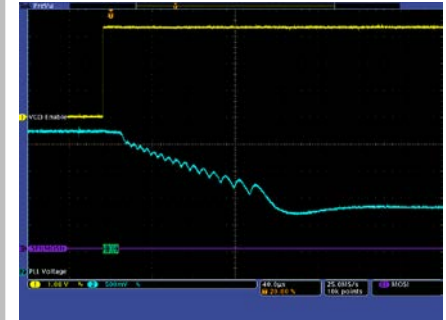
#### Correlating RF to other system signals

The most common application is making timing measurements from control logic (often serial or parallel bus commands) to when the RF output changes take effect.

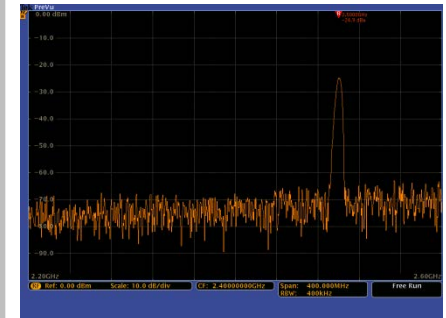


#### Exceptionally Wide Capture Bandwidth

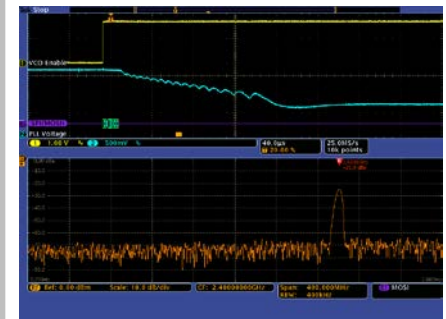
With 3 GHz of capture bandwidth and long RF acquisition times, the MDO is the ultimate product for debugging modern wideband, time varying RF signals.



Time Domain Only



Frequency Domain Only



Both Domains at Once